






More Dotted Rhythms




The dot principle works with all sorts of notes. For example,  can be written with ties, like this: ,

but it is much easier to read when a dot replaces the tie: . Be sure to keep the tempo slow enough to say the rhythm accurately as you practice these exercises. Think of  as

a unit like this:  and practice it enough to get the "feel" of it in music. To be

sure that  is sung exactly in rhythm, think  while you are

singing .

			
Same thing 			

RHYTHM ROUTINE #7

Count each line.

